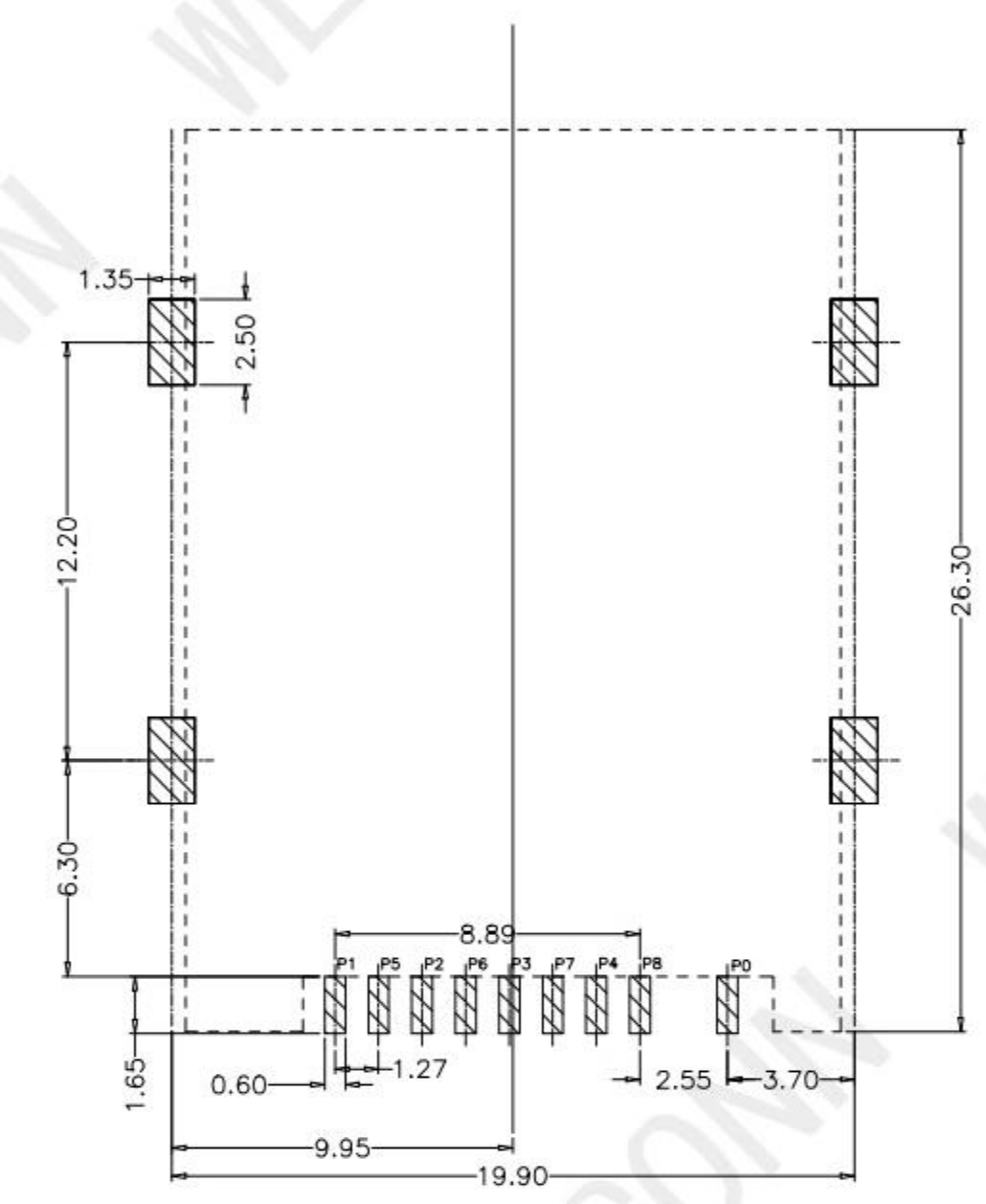
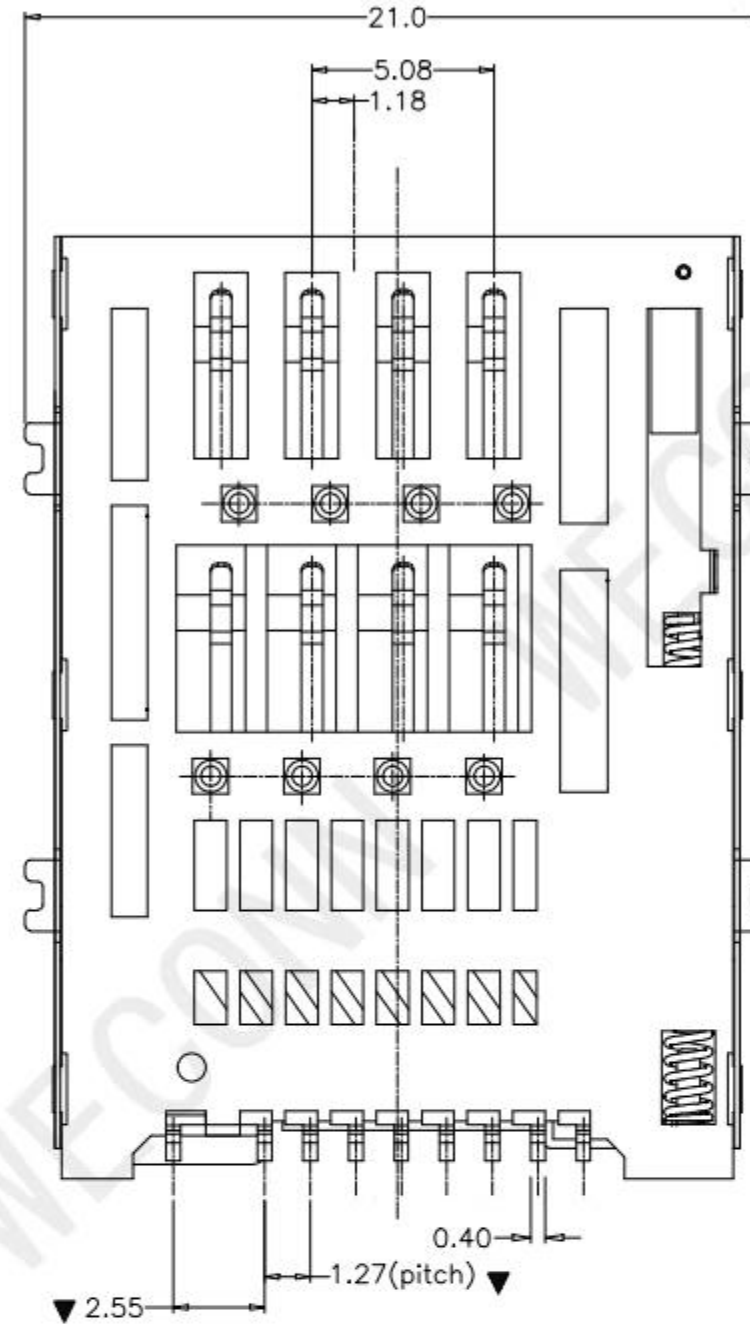
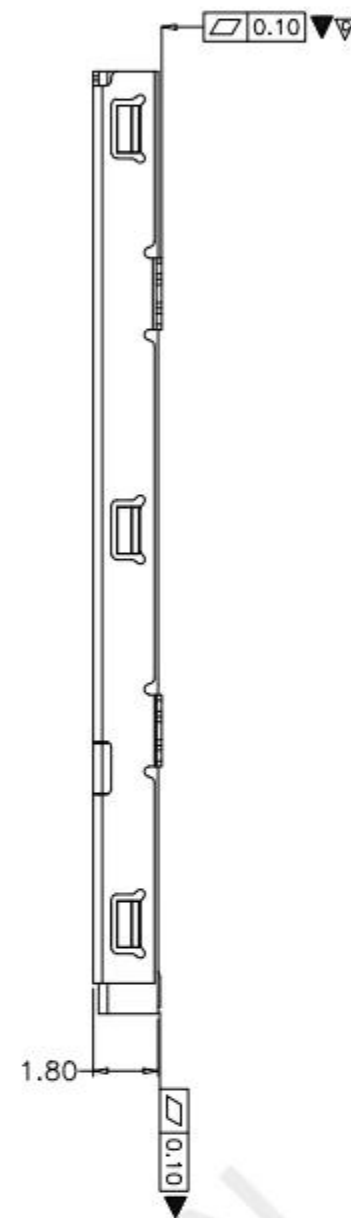
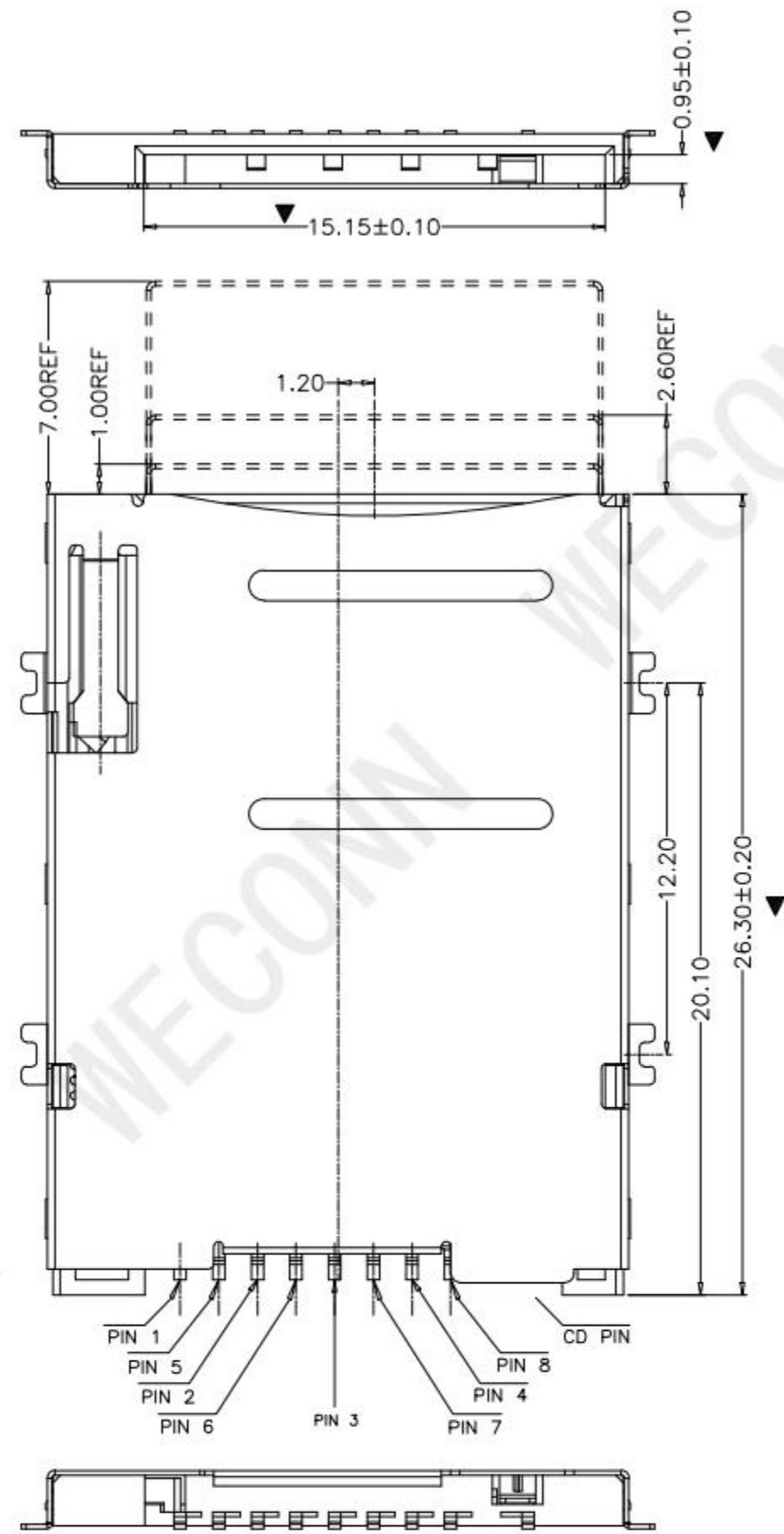


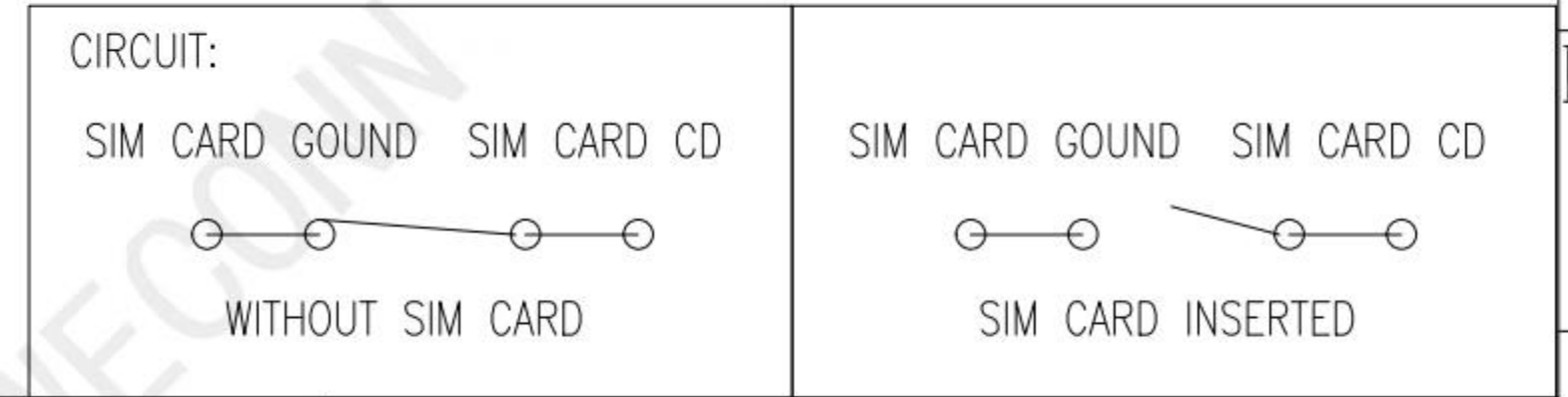
RoHS

REV.	EC#	DESCRIPTION	DATE	DRAWING	CHECKED	APPROVED
AO		NEW RELEASE	2018.09.07	Michael	Mark	Cornelia



NOTE:  
 1.ELECTRICAL PERFORMANCE.  
 CONTACT RESISTANCE:100mΩ Max  
 DIELECTRIC STRENGTH:500V AC FOR 1 MINUTE  
 2.MECHANICAL PERFORMANCE:  
 INSERTION FORCE:0.5kgf~1.5kgf  
 EJECTION FORCE:0.5kgf~1.5kgf  
 CYCLE LIFE:5000 TIMES.  
 3.THE MARK "▼" IS MAJOR DIM.

PLEASE CONTACT WELINK SALES REPRESENTATIVE TO VERIFY PRODUCT DETAILS & AVAILABILITY

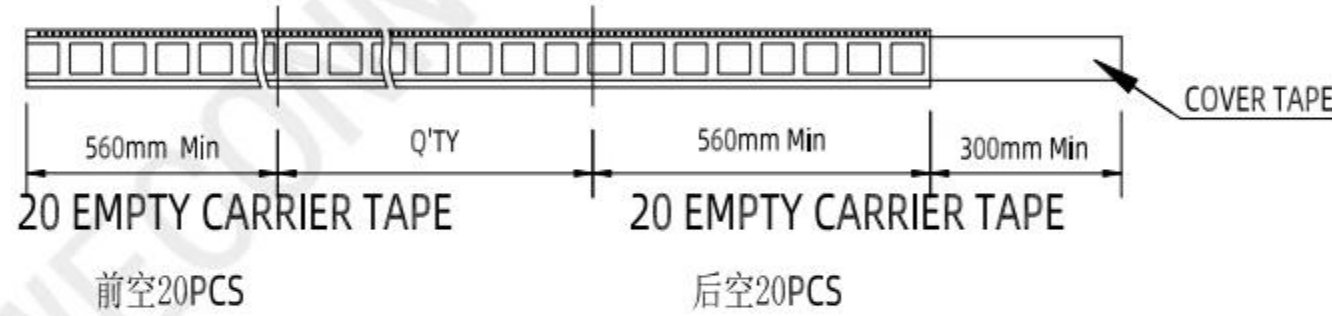
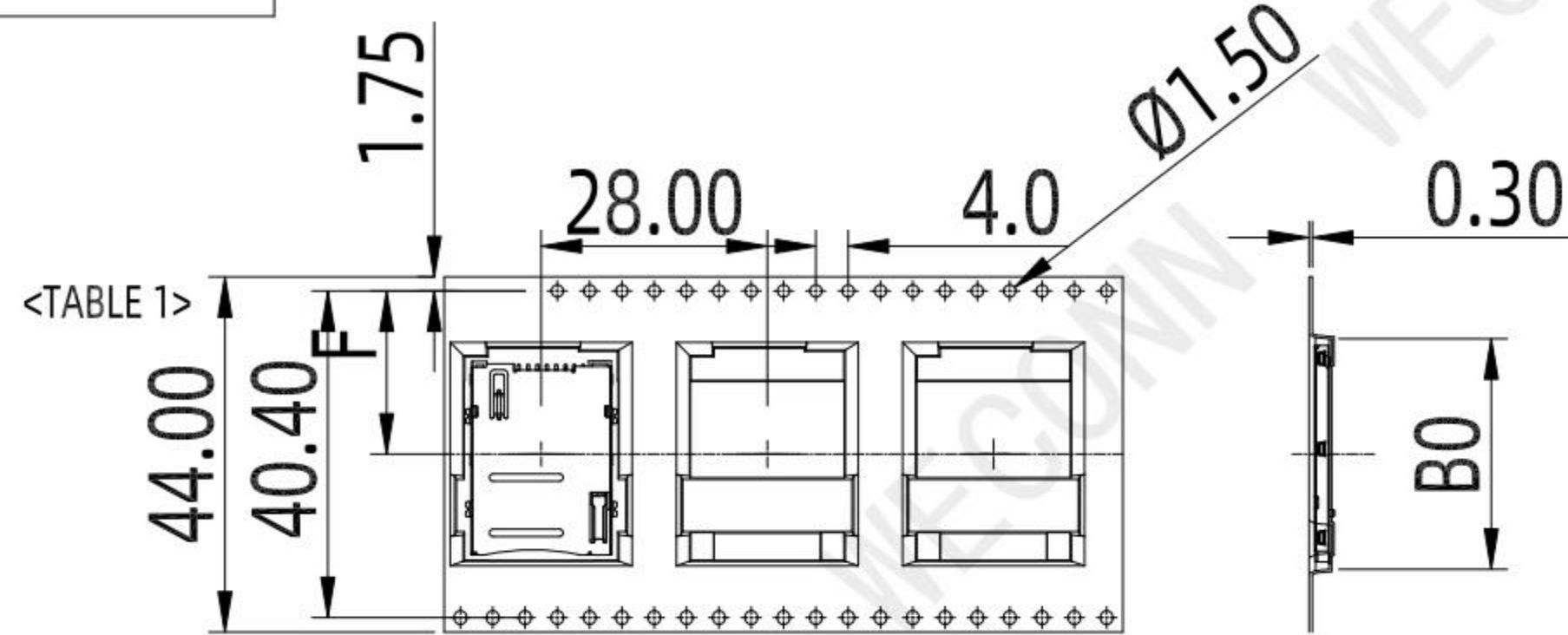


PIN NO.	CONNECTOR TERMINAL
P0	CD PIN
P1	VCC: PWR SIGNAL AND GND
P2	<b>RST: RESET SIGNAL</b>
P3	CLK: CLOCKING SIGNAL
P4	Reserve
P5	GND: RWR SIGNAL AND GND
P6	<b>VPP: PROGRAMMING VOLTAGE</b>
P7	I/O: SERIAL DATA INPUT/OUTPUT
P8	Reserve

MILLIMETERS	INCH	UNITS	<b>WECONN</b> ® 深圳市微连电子有限公司 <b>ShenZhen Welink Electronics Co.,Ltd</b>			
x.° ± 2°	x.° ± 2°	MM	PART NUMBER:		TITLE:	
.X ±0.30	.XX ±0.012		WL-SIM180-089		SIM卡座 8P 带开关 1.85H 无柱	
.XX ±0.20	.XXX ±0.008		DWG NO.:		APPD: Cornelia	
.XXX ± 0.10	.XXXX ± 0.004		WL-SIM180-089		CHKD: Mark	
THESE DRAWINGS AND PECIFICATION ARE Welink ShenZhen Welink Electronics Co.,Ltd COPIED OR USED IN ANY MANNER WITHOUT Welink ShenZhen Welink Electronics Co.,Ltd			SCALE	SHEET	REV.	
			1:1	1/2	A1	
					DR: Michael	

RoHS

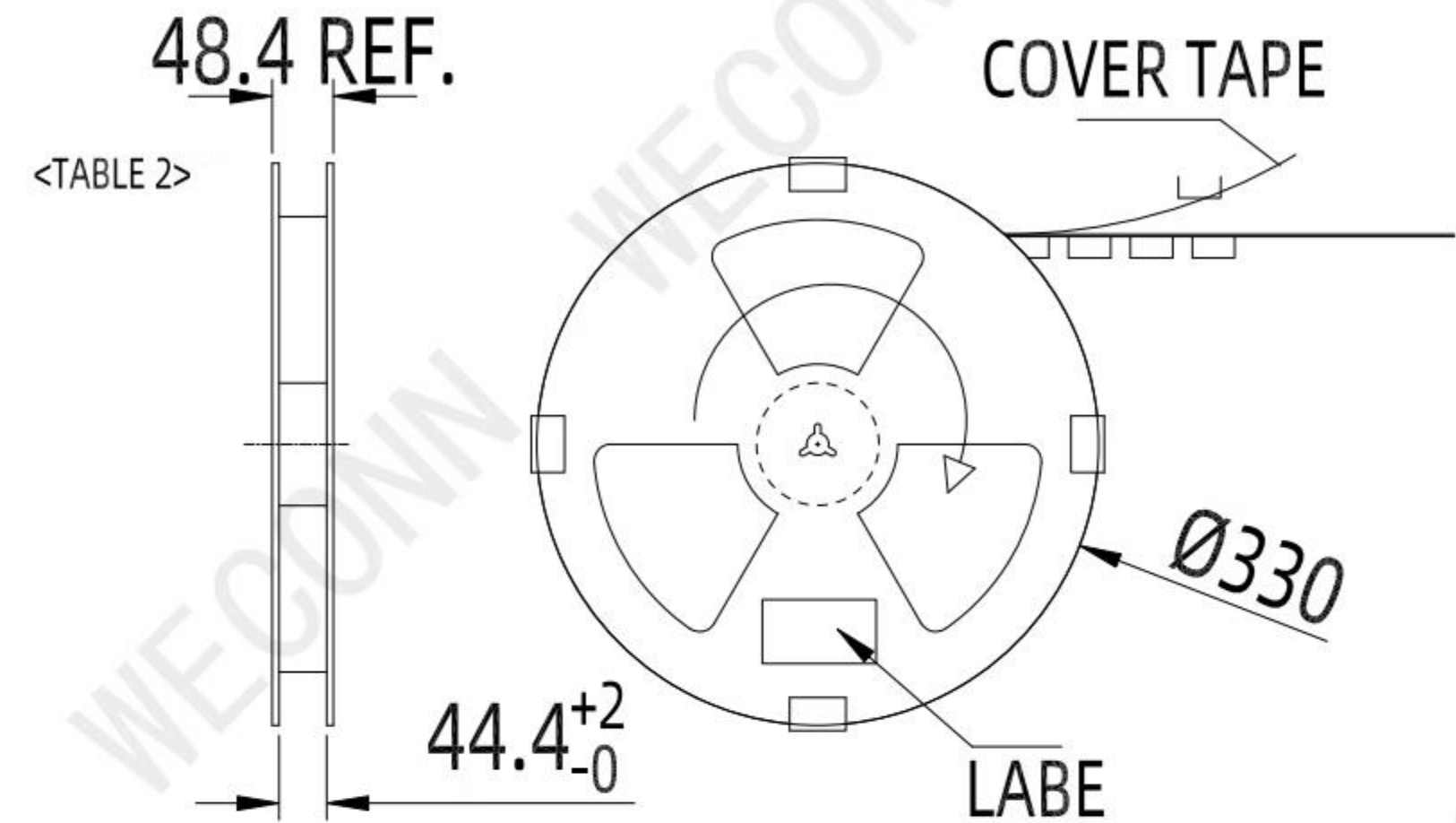
REV.	EC#	DESCRIPTION	DATE	DRAWING	CHECKED	APPROVED
A0		NEW RELEASE	2018.09.07	Michael	Mark	Cornelia



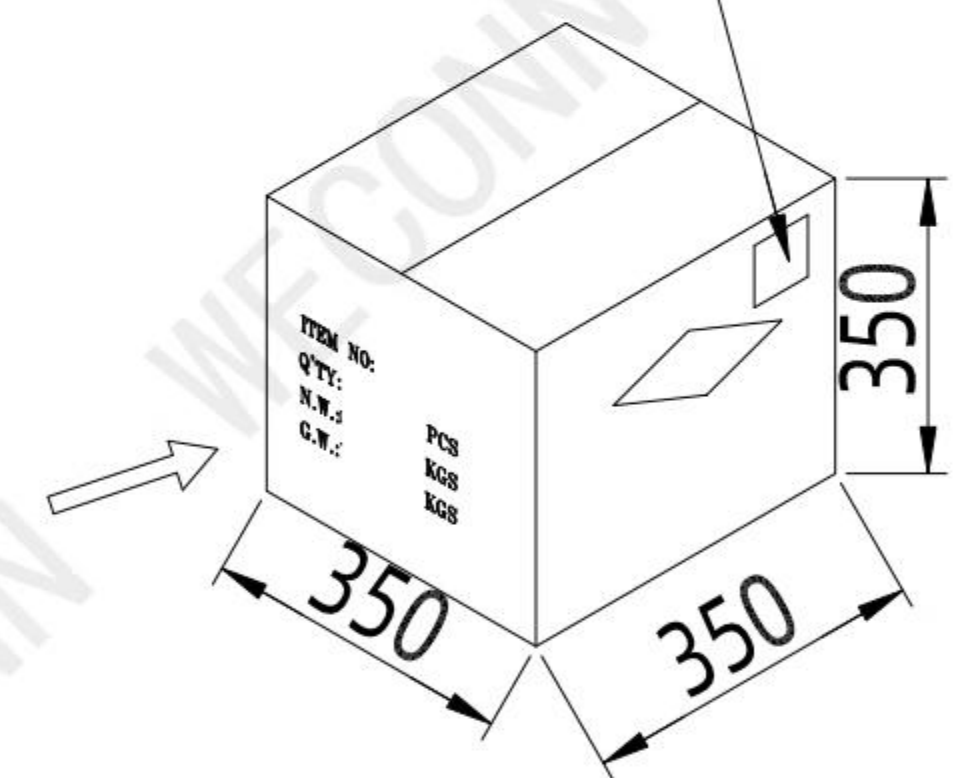
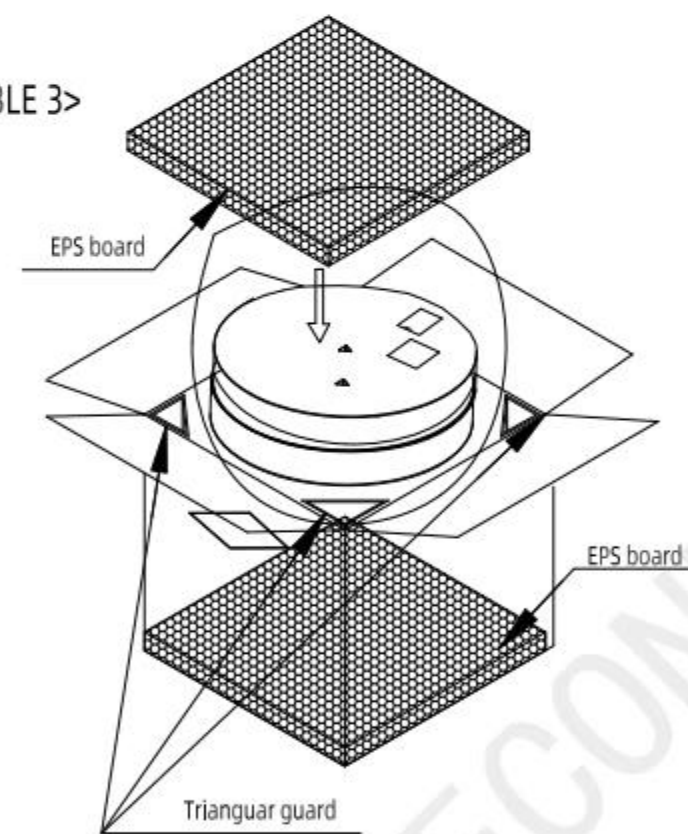
<TABLE 1> PACKAGING QUANTITY

QTY/REEL	REEL/CARTON	QTY/CARTON
700	6	4200

COVER TAPE PEELING FORCE:20gf~120gf



<TABLE 3>



NOTE:

- Place 1 PCS product per hole according to <Figure 1>.
  - After the packaging machine is wrapped, stick tape on each equal point of the REEL to prevent the REEL from scattered. Label each REEL, as shown in <Figure 2>
  - The packaging quantity is shown as <TABLE 1>
  - Package, as shown in <Figure 3>
- Put the EPS board at the bottom of the box, and then put the REEL into the box. Put four triangular guards into the four corners, and put the EPS board on the top.
- Seal the box, write the material number, quantity, etc. on the sealed carton according to customer requirements

MILLIMETERS	INCH	UNITS
X.° ± 2°	X.° ± 2°	MM
.X ± 0.30	.XX ± 0.012	MAT'L
.XX ± 0.20	.XXX ± 0.008	SEE NOTES
.XXX ± 0.10	.XXXX ± 0.004	FINISH
SEE NOTES		QTY
SEE NOTES		SEE NOTES

**WECONN** 深圳市微连电子有限公司  
ShenZhen Welink Electronics Co.,Ltd

PART NUMBER:		TITLE:	
WL-SIM180-089		SIM卡座 8P 带开关 1.85H 无柱	
DWG NO.:		APPD:	Cornelia
WL-SIM180-089		CHKD:	Mark
SCALE	SHEET	REV.	DR:
1:1	2/2	A1	Michael

THESE DRAWINGS AND PECIFICATION ARE Welink ShenZhen Welink Electronics Co.,Ltd COPIED OR USED IN ANY MANNER WITHOUT Welink ShenZhen Welink Electronics Co.,Ltd