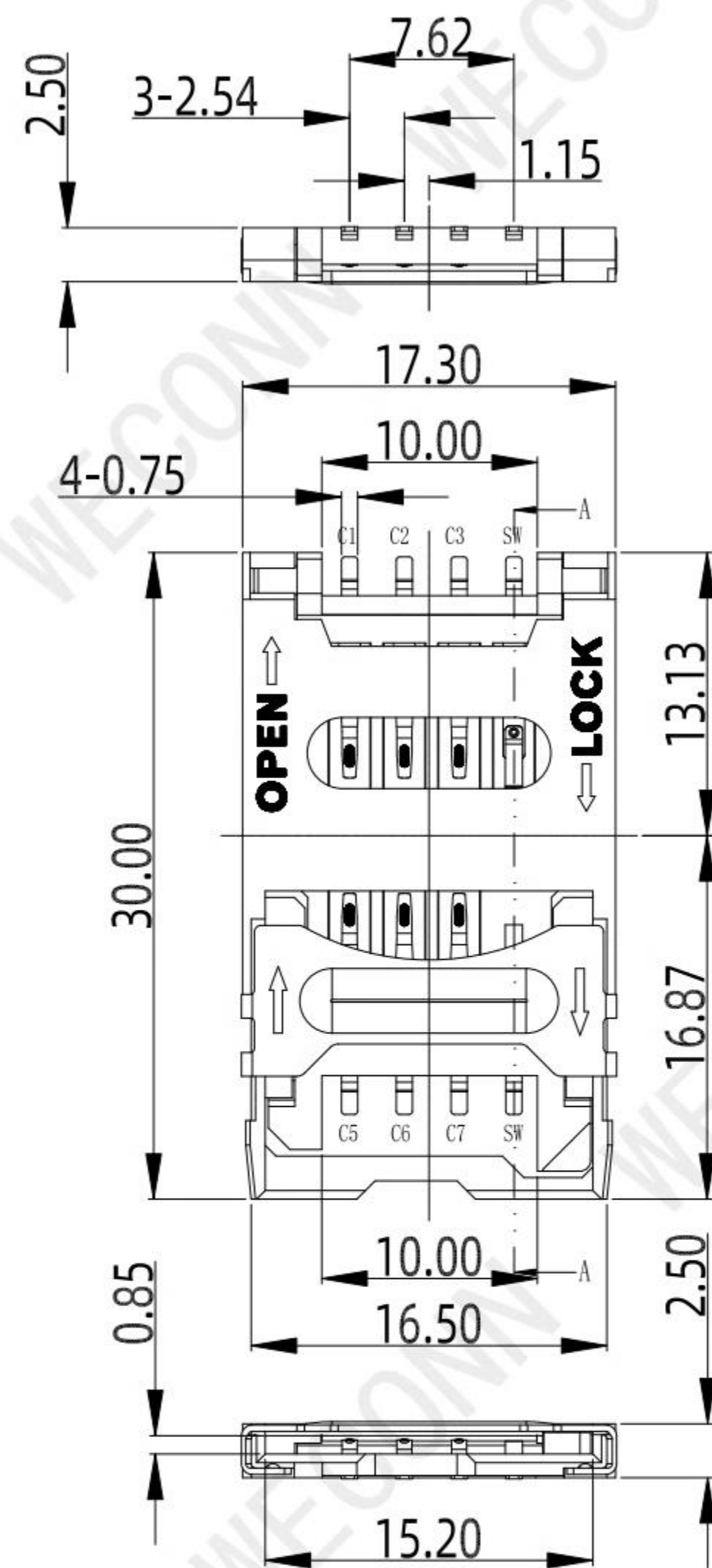
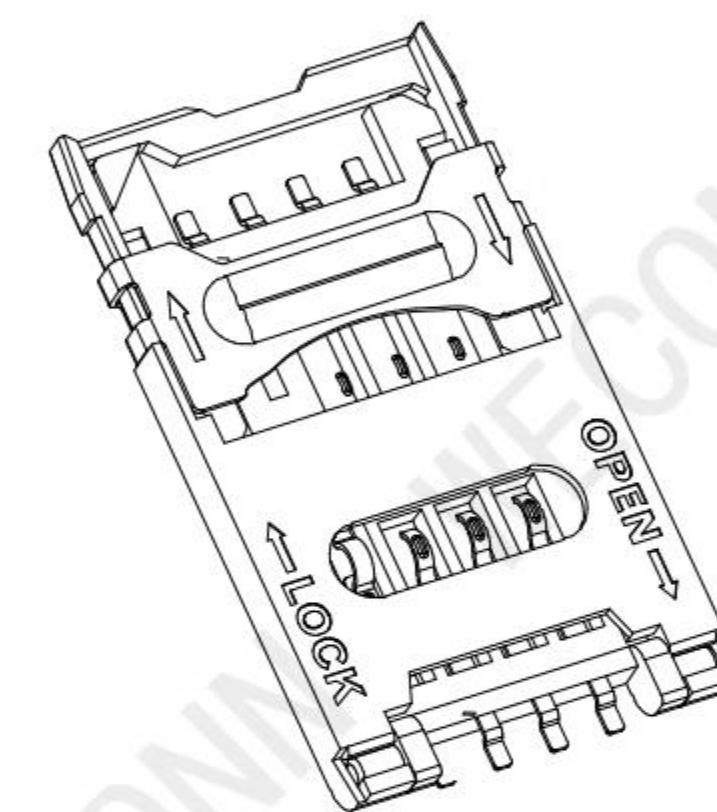
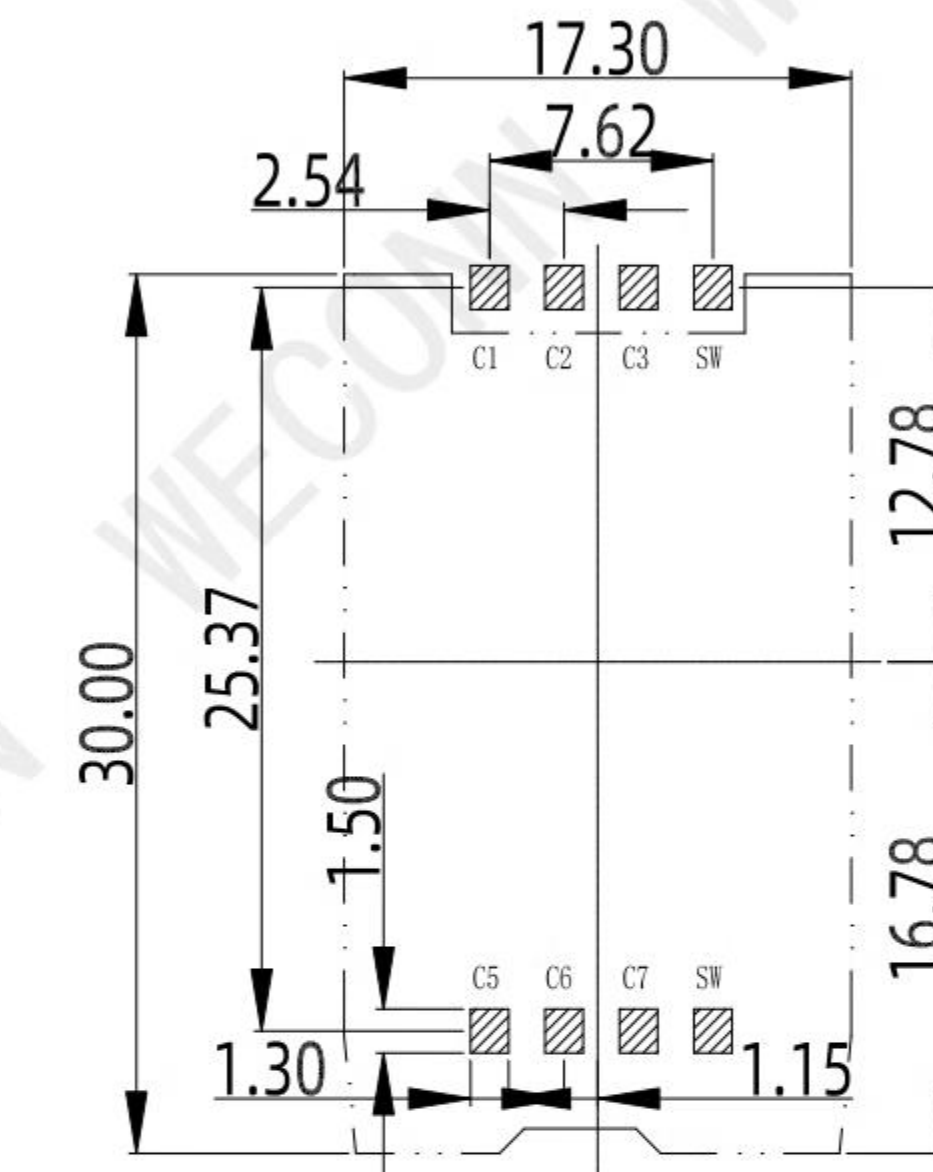


RoHS

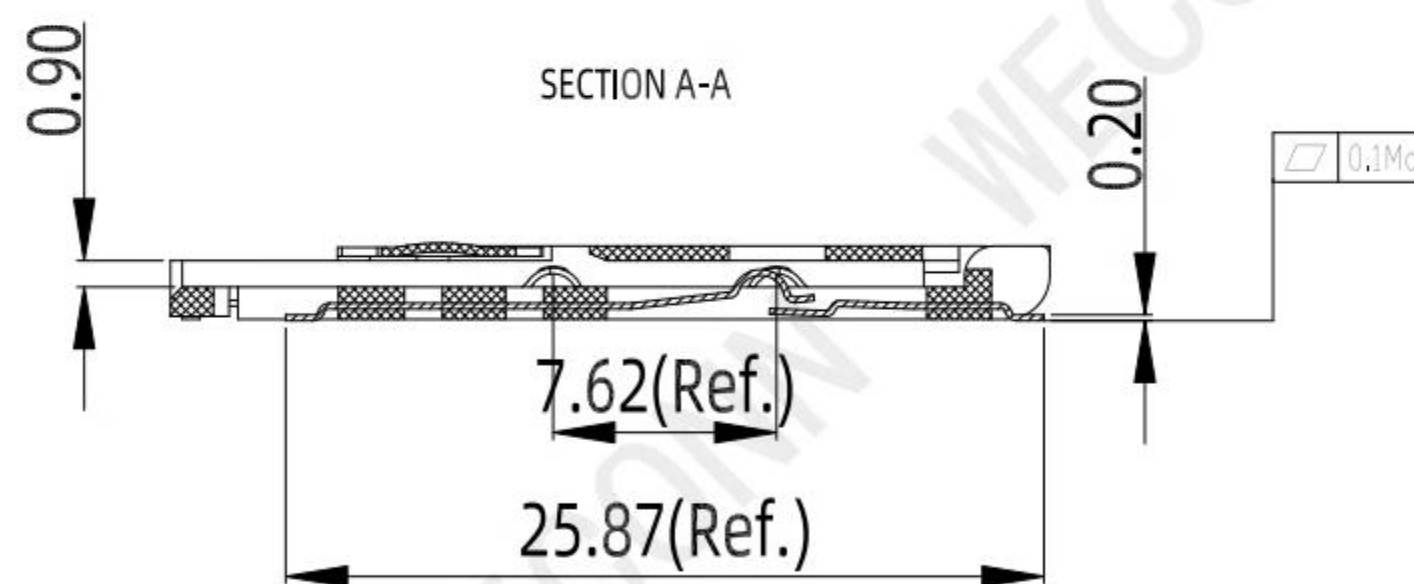
REV.	EC#	DESCRIPTION	DATE	DRAWING	CHECKED	APPROVED
A0		NEW RELEASE	2019.09.29	Michael	Mark	Cornelia



RECOMMENDED P.C.B LAYOUT
COMPONENT SIDE(TOLERANCE ±0.05)



SECTION A-A



Specification 规格:

Material 物料规格:

Housing 塑胶主体: LCP UL94V-0
Contact Terminal 接触端子: Phosphor Bronze
Metallic Shell 金属外壳: Stainless Steel-SUS304

Plating 电镀规格:

Contact Terminal Plating 接触端子部分电镀
Contact Area: 5μ" Gold
Soldering Area: 100μ" Tin
Under-plating: 50μ" Nickel above

Electrical 电气规格:

Voltage Rating 电压额定值: 50 V max
Current Rating 电流额定值: 1A max
Operating Temperature 工作温度: -40°C to +85°C
Contact Resistance 接触电阻值: 50 mΩ typical, 100mΩ max
Insulating Resistance 绝缘电阻值: 1000 mΩ min.(Apply 施加500V DC)
Dielectric Withstanding Voltage 耐电压: 500 VAC for 1 minute

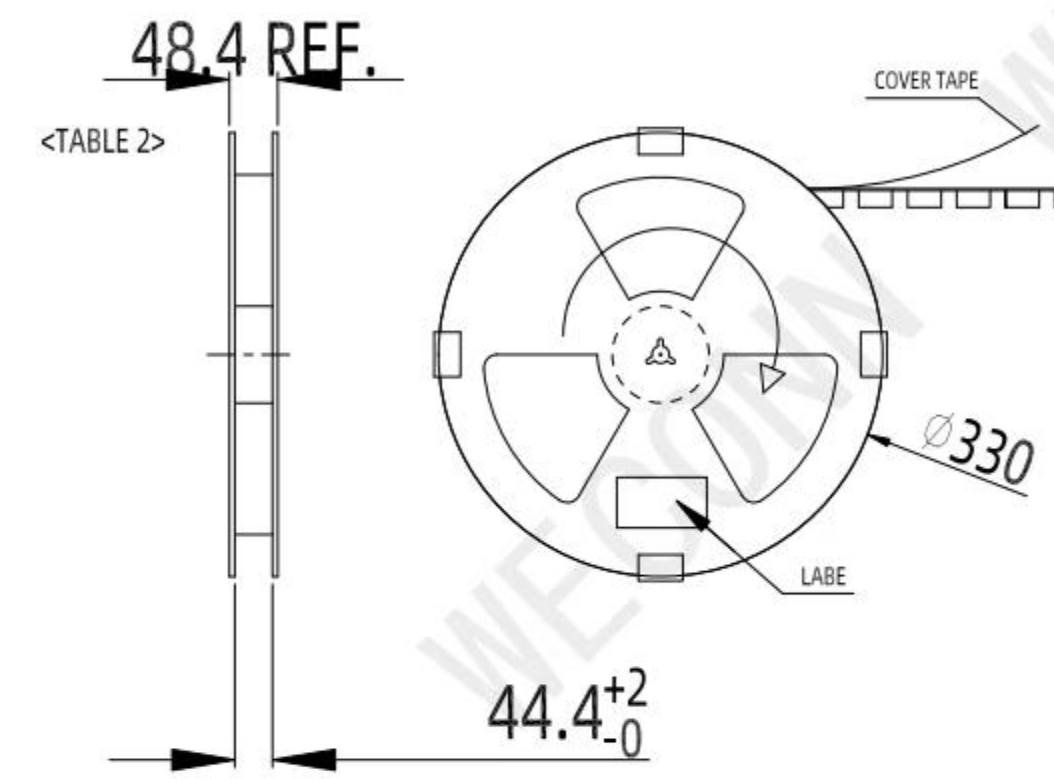
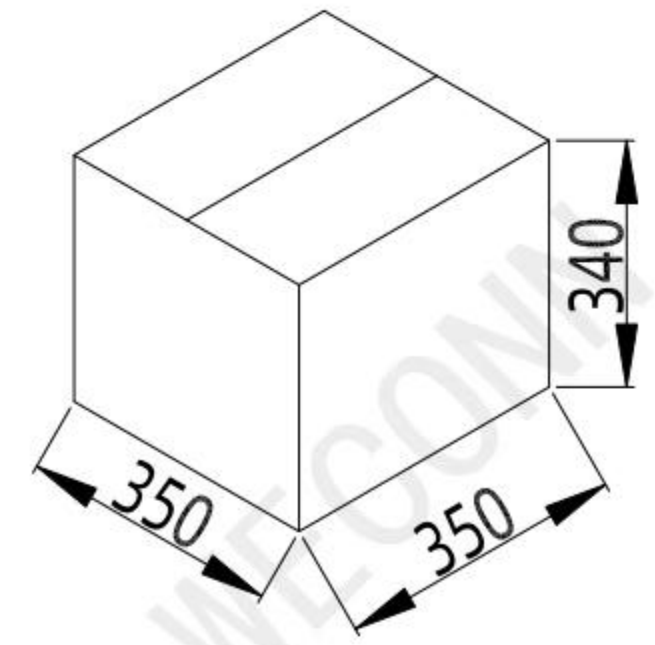
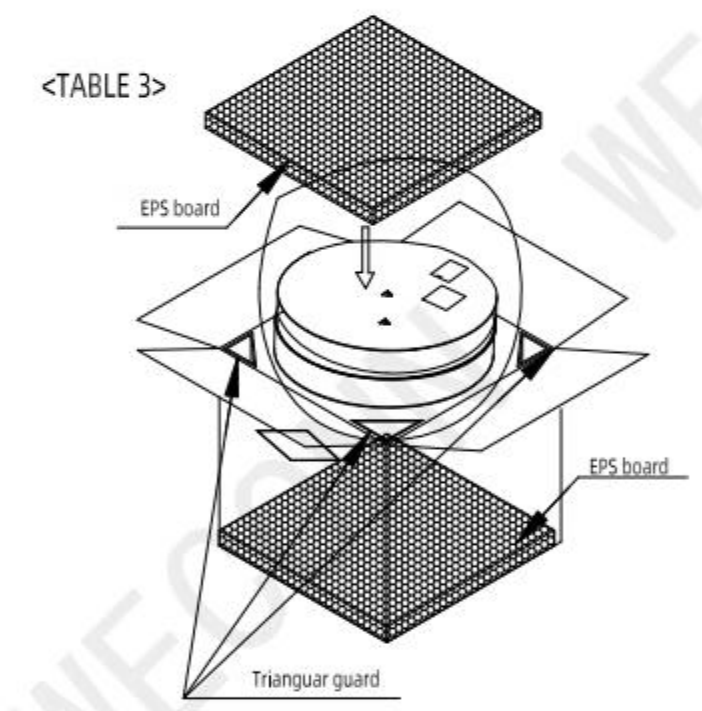
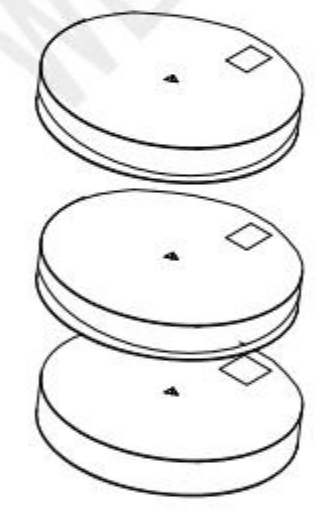
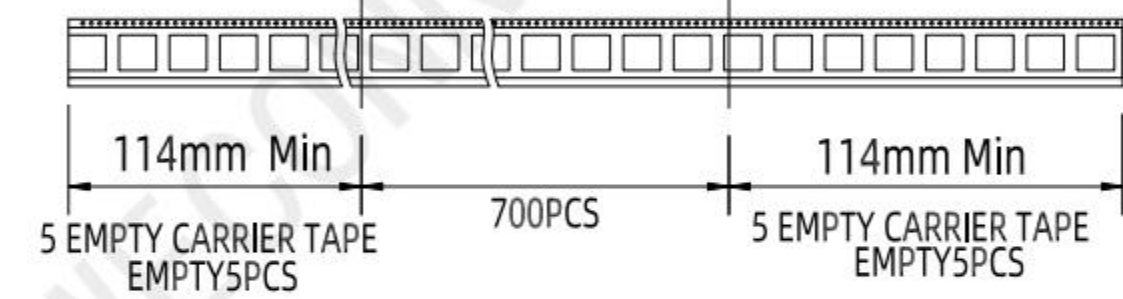
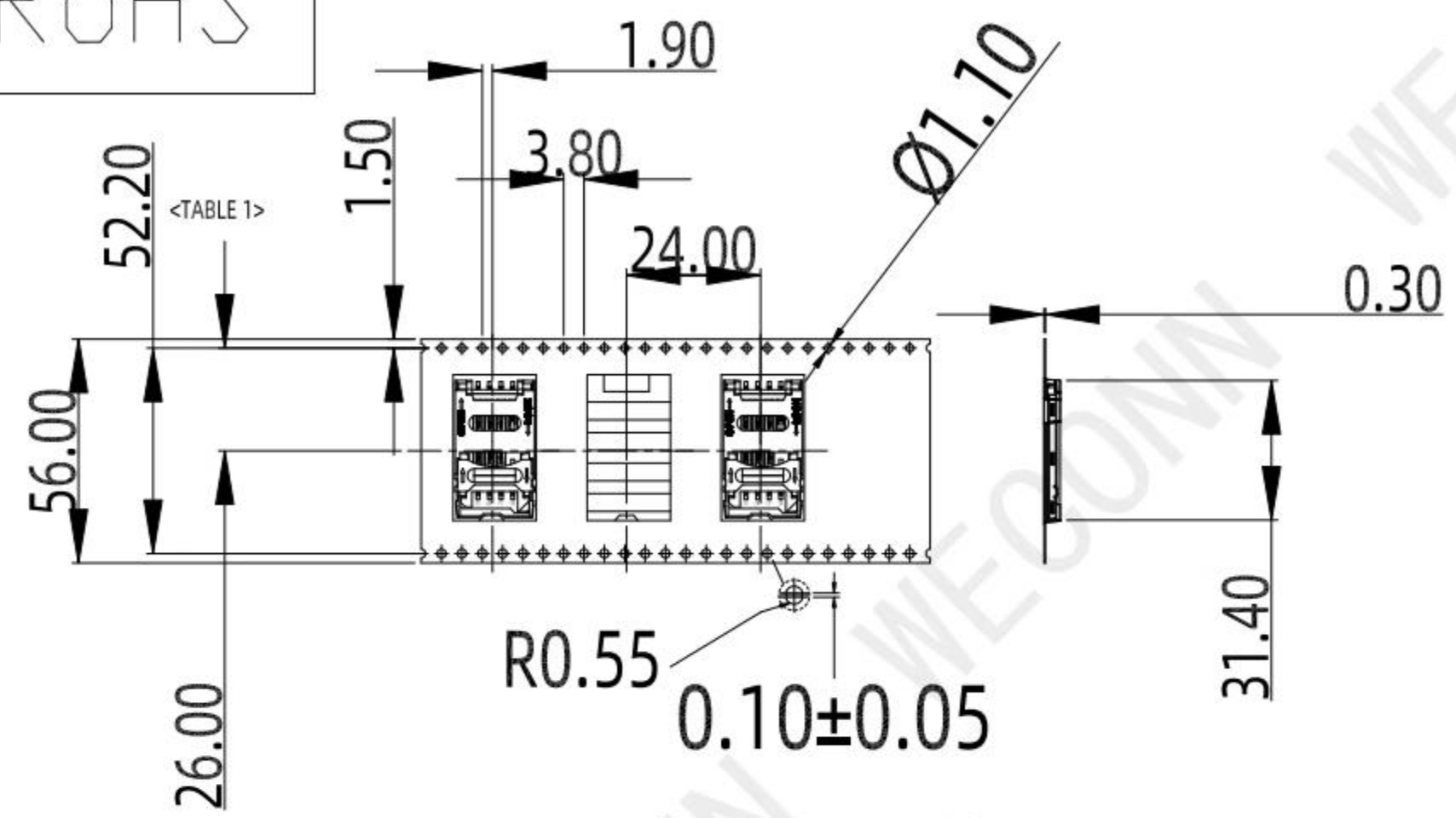
Mechanical 机械性规格:

Durability 耐久性: min 5,000 cycles

GENERAL TOLERANCE		UNITS	WECONN® 深圳市微连电子有限公司 ShenZhen Welink Electronics Co.,Ltd			
X. ±0.2	X.° ±5°	MM	PART NUMBER:		TITLE:	
.X ±0.15	.X ° ±2°	MAT'L	WL-SIM706-002		SIM卡座 翻盖式 6P+2P 带开关	
.XX ±0.1	.XX ° ±1°	SEE NOTES	DWG NO.:		APPD:	Cornelia
.XXX ±0.01	.XXX ° ±0.5°	FINISH	WL-SIM706-002		CHKD:	Mark
THESE DRAWINGS AND SPECIFICATION ARE WELINK ShenZhen Welink Electronics Co.,Ltd COPIED OR USED IN ANY MANNER WITHOUT WELINK ShenZhen Welink Electronics Co.,Ltd		QTY	SCALE	SHEET	REV.	DR:
		SEE NOTES	1:1	1/2	A1	Michael

RoHS

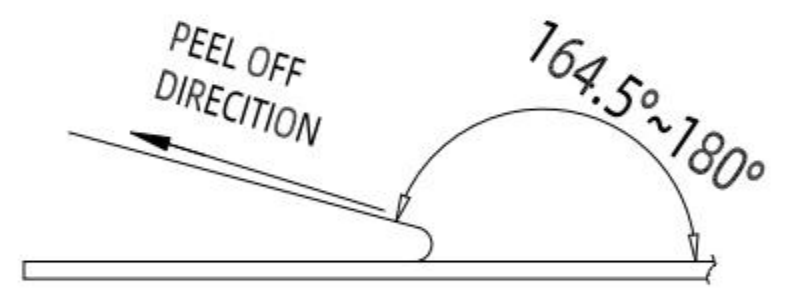
REV.	EC#	DESCRIPTION	DATE	DRAWING	CHECKED	APPROVED
A0		NEW RELEASE	2019.09.29	Michael	Mark	Cornelia



<TABLE 1> PACKAGING QUANTITY

QTY/REEL	REEL/CARTON	QTY/CARTON
700	6	4200

COVER TAPE PEELING FORCE:20gf~120gf



NOTE:

1. Place 1 PCS product per hole according to <Figure 1>.
 2. After the packaging machine is wrapped, stick tape on each equal point of the REEL to prevent the REEL from scattered. label each REEL, as shown in <Figure 2>
 3. The packaging quantity is shown as <TABLE 1>
 4. Package, as shown in <Figure 3>
- Put the EPS board at the bottom of the box, and then put the REEL into the box. Put four triangular guards into the four corners, and put the EPS board on the top.
5. Seal the box, write the material number, quantity, etc. on the sealed carton according to customer requirements

MILLIMETERS	INCH	UNITS	WELINK® 深圳市微连电子有限公司 ShenZhen Welink Electronics Co.,Ltd			
x.° ± 2°	x.° ± 2°	MM	PART NUMBER:		TITLE:	
.X ±0.30	.XX ±0.012	MAT'L	WL-SIM706-002		SIM卡座 翻盖式 6P+2P 带开关	
.XX ±0.20	.XXX ±0.008	SEE NOTES	DWG NO.:		APPD:	Cornelia
.XXX ± 0.10	.XXXX ±0.004	FINISH	WL-SIM706-002		CHKD:	Mark
SEE NOTES			SCALE	SHEET	REV.	DR:
SEE NOTES			1:1	2/2	A1	Michael
THESE DRAWINGS AND PECIFICATION ARE Welink ShenZhen Welink Electronics Co.,Ltd COPIED OR USED IN ANY MANNER WITHOUT Welink ShenZhen Welink Electronics Co.,Ltd						